

# One story, many voices


Integrating creativity, context, and communication through Storyline

**HUPE Conference, October 24 2025 Valamar Poreč, Croatia**

**Suzana Anić-Antić**

[suzana.anic-antic@skole.hr](mailto:suzana.anic-antic@skole.hr)

# What is Storyline?

- **Key idea:** Learning through a narrative structure.
- Students *live* the story, not just read it.
- They co-create characters, families, and settings.
- Grammar and vocabulary grow naturally from the storyline context.
-  *Each lesson moves the story forward.*

**Reference:** Inspired by Sharon Ahlquist (2011) *Storyline: Developing Communicative Competence in English*

## Workshop Aim

- **Today you will:**

1. Experience part of the Storyline project as learners.
2. See how differentiation works (Grades 4–8).
3. Discover practical ways to integrate grammar and creativity.
4. Access ready-made handouts and lesson plans online.

# Workshop Flow







Time	Activity	Focus
0–5 min	Introduction & grouping	Hook: <i>A new family moves in</i>
5–10 min	Create your family	Lesson 1
10–15 min	Find your new home	Lesson 2
15–35 min	Group task (per grade)	Differentiated activity
35–45 min	Presentations & reflection	Wrap-up & resource info

## Lesson 1 & 2 (All Groups)

- **Step 1 – Create your family**
  - Choose roles (mother, father, teen, child, pet...).
  - Give each member a name.
  - Do other tasks from the handout.
- **Step 2 – Find your home**
  - Address: \_\_\_\_\_
  - Look it up on Google Maps (or teacher shows screenshot).
  - Talk about what kind of house it is and what you see nearby.

# Differentiated Tasks

## Group Instructions

- Do the tasks provided on the handout
- Work as a *family team*.
- Assign roles:
  -  Writer – takes notes
  -  Designer – draws or creates visuals
  -  Speaker – presents the result
  -  Researcher – checks map or words
  -  Checker – ensures everyone contributes
-  *10–15 minutes for task completion*

# Mini Presentations

- Each group's **Speaker** presents (1 minute max):
  - Introduce your family and house.
  - Share the result of your group tasks.

# Reflection

- **Discuss briefly:**

- 🗨️ What did you notice about engagement?
- 🗨️ How does language naturally emerge from the story?
- 🗨️ How could you adapt this to your learners' level?
- 🗨️ What are the difficulties anticipated?



# Where to Find the Materials

- All lesson plans and student handouts are available here:

 Digipad link

<https://digipad.app/p/1394332/abe783b5a5b9a>



Peer  
assessment

## Example

- <https://forms.gle/XULm5DdCTkHNMEF29>



# FEEDBACK FORM

- <https://forms.gle/qcqR4grv4U2csb9r9>





■ **Thank you for your attention!**