

Please, download Stop Motion Studio App (if you don't have it)



Stop Motion Studio

Let's Make a Movie.



HUPE Conference 2025

Lights, Camera, Language!



Iva Palčić Strčić & Lejla Skalnik

25 / 10 / 2025

NOTE:

This presentation will be shared with you.

Workshop Goals

1 Explore how stop-motion and influencer-style videos support:

grammar instruction

vocabulary development

student engagement

2 Learn to reuse one piece of content across tasks

3 Try a hands-on mini animation activity

Why Visual Storytelling Works



- Supports multiple learning styles (visual, auditory, kinesthetic)
- Encourages creativity and collaboration
- Makes grammar and vocabulary meaningful and memorable
- Low-tech, high-engagement method



5.30
morning run

“Influencer-Style” Videos



Videos

Short student-made clips where they:

- explain grammar rules (“How to use will and going to”)
- share vocabulary tips
- speak as “mini language influencers”
- build confidence, speaking fluency, and digital literacy

Stop-Motion in the Classroom

What is it?

A series of photos that create the illusion of movement.

What you need:

- mobile phone/tablet
- free app (e.g. Stop Motion Studio)
- clay / paper cut-outs / props

Great for:

- describing actions (Present Continuous)
- storytelling (Past Simple)
- giving instructions (Imperatives)



PADLET

Lejla Skalnik +6 • 4mo

Stop animation

Section 1

Video : definite article

CapCut

the definitive article the



Padlet

Reuse and Recycle



R&R

One animation → many learning outcomes:

- grammar: describing what's happening
- vocabulary: naming objects
- writing: narrating the story
- speaking: explaining how it was made
- Students can turn it into a fake social media post



IDEAS

- optionally, add your animation to a fake social post:
- tools: Canva, ClassTools (Fakebook), [Zeob](#)

Resources

Teaching ideas

Rubrics

Teaching ideas

Rubrics



ACTION!

Hands-on activity (in pairs or small groups):

- 1) create 1–2 characters
- 2) use your phone to take photos
- 3) turn them into a short stop-motion clip
- 4) think how you'd use it to teach a grammar or vocab point
- 5) upload the finished video clip on Padlet.

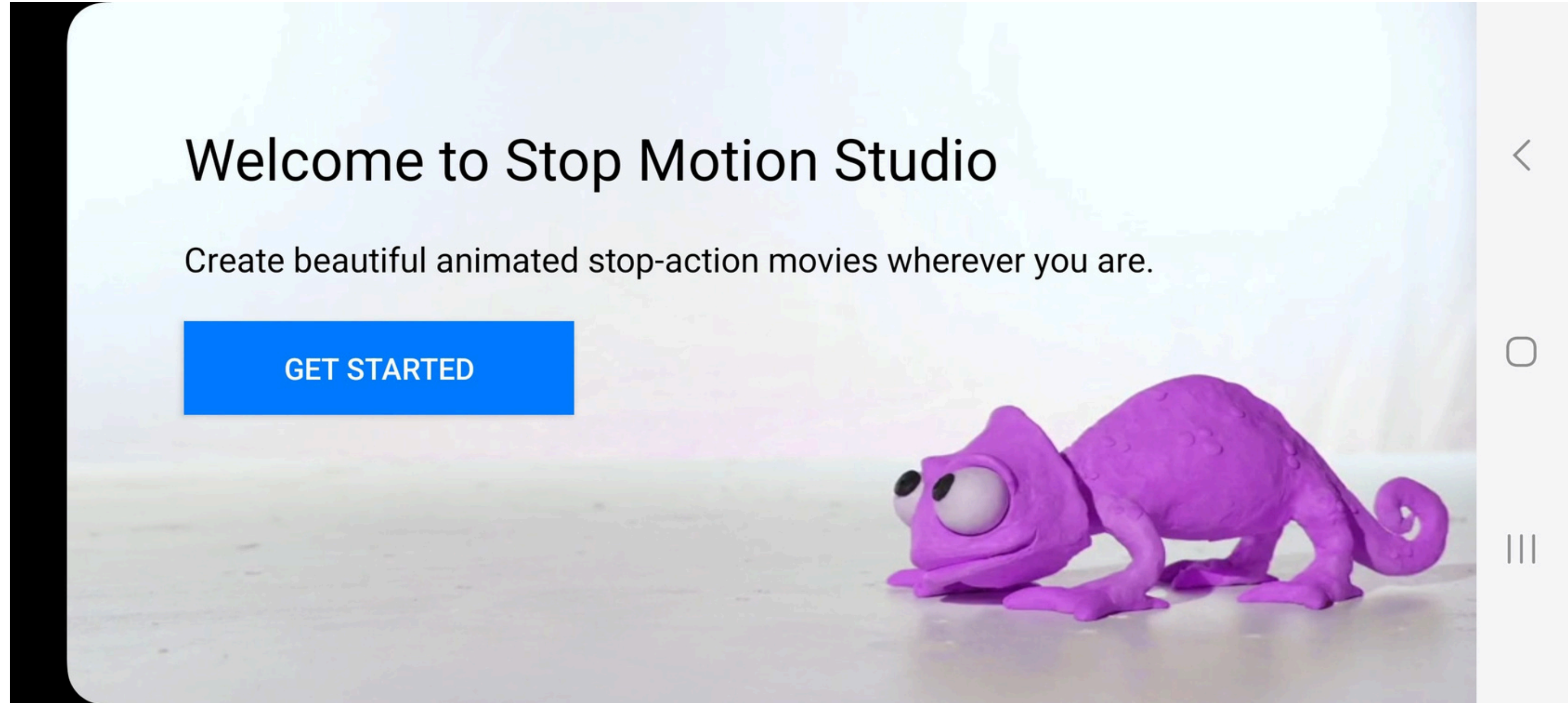
START

KEEP
GOING

STOP

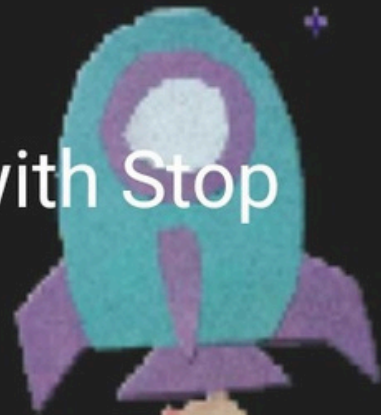


STEPS





Let's Make a Movie!
 Create your first film with Stop
 Motion Studio.



Premium
 All features. One payment.
 Yours forever.


Most Recent



THE FOLLOWING PREVIEW HAS BEEN APPROVED FOR
ALL AUDIENCES
 BY THE STOP MOTION STUDIO ASSOCIATION

THE FILM ADVERTISED HAS BEEN RATED
E EVERYONE WILL LIKE THIS
 AWESOME MOVIE I MADE
 EXCEPT GRUMPY PEOPLE

WWW.STOPMOTIONSTUDIO.COM



Date Modified



New Movie



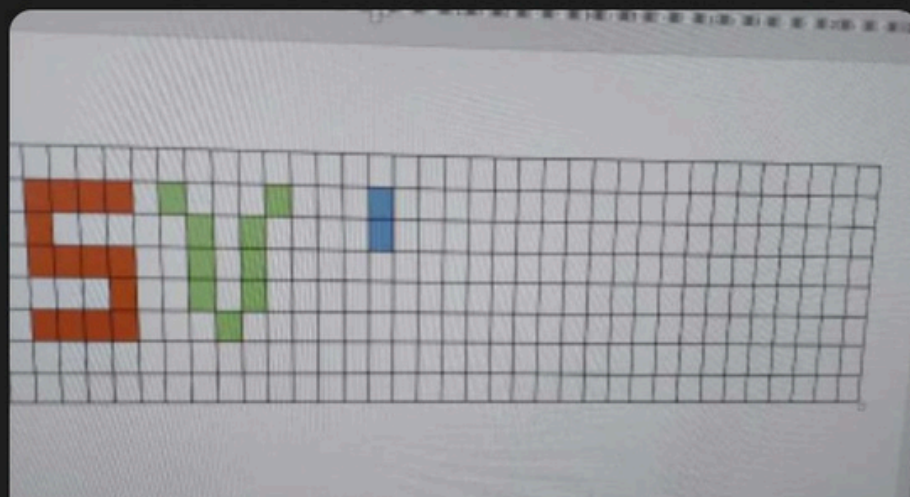

My Movie

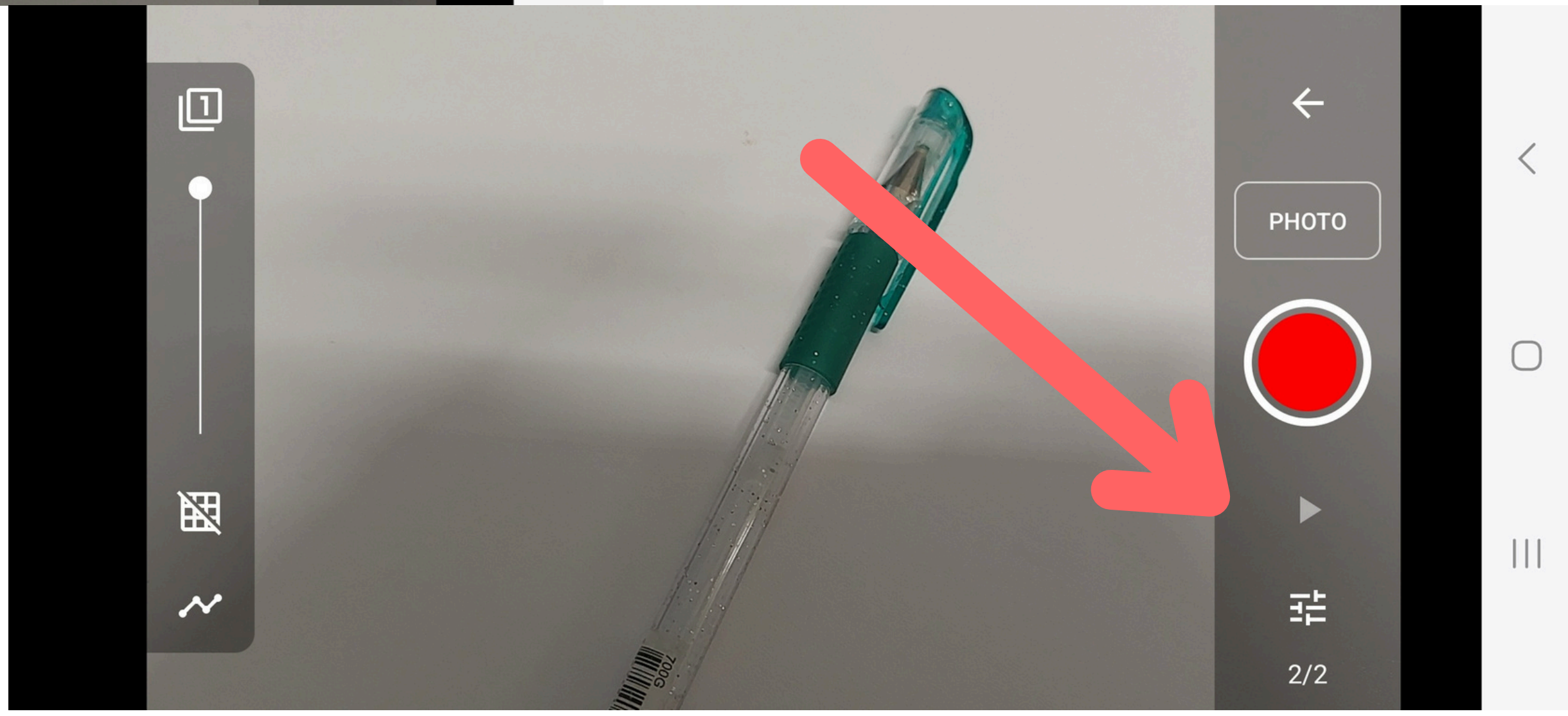
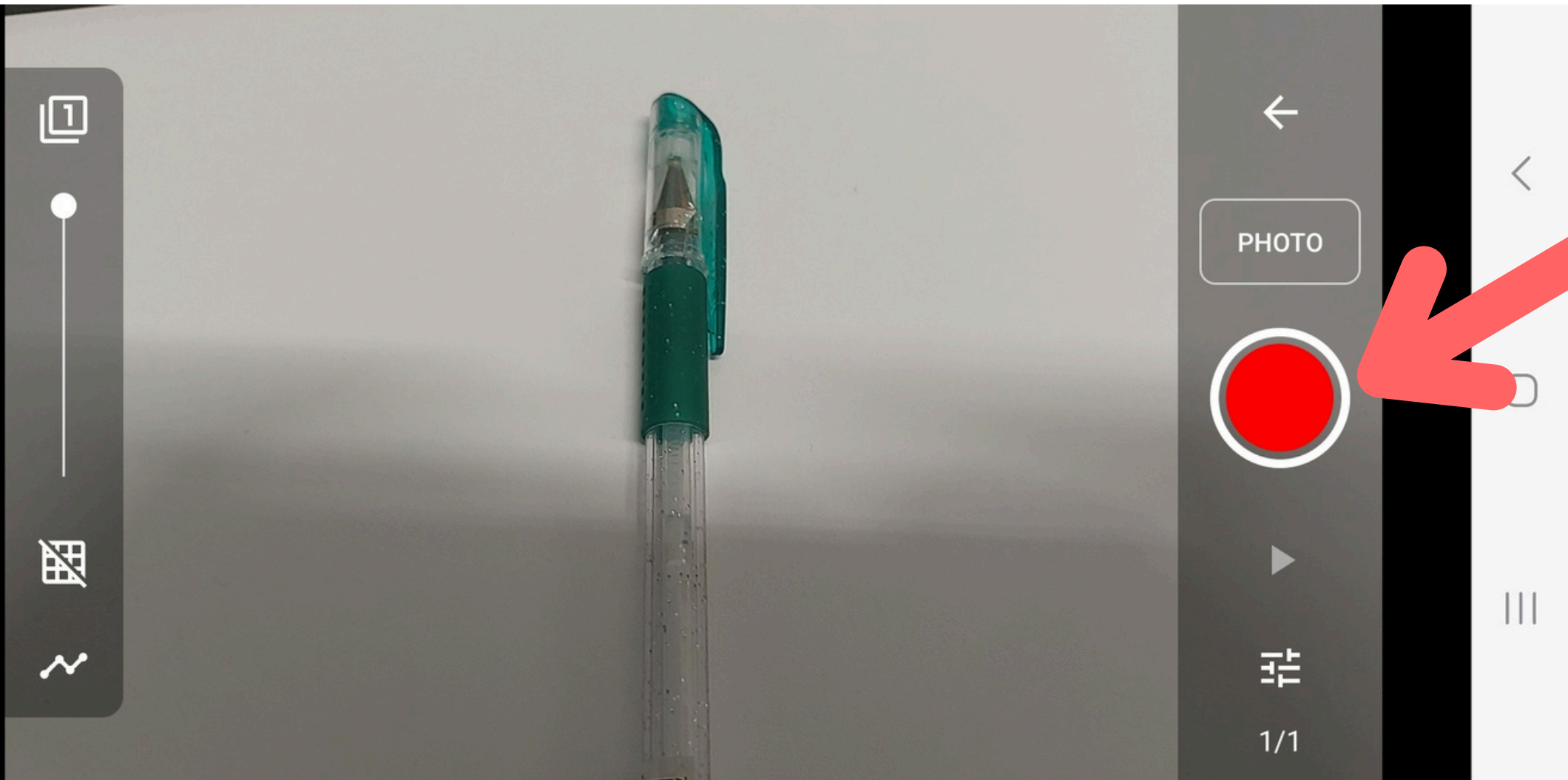
30. 09. 2022. - 00:01




My Movie(2)

30. 09. 2022. - 00:02

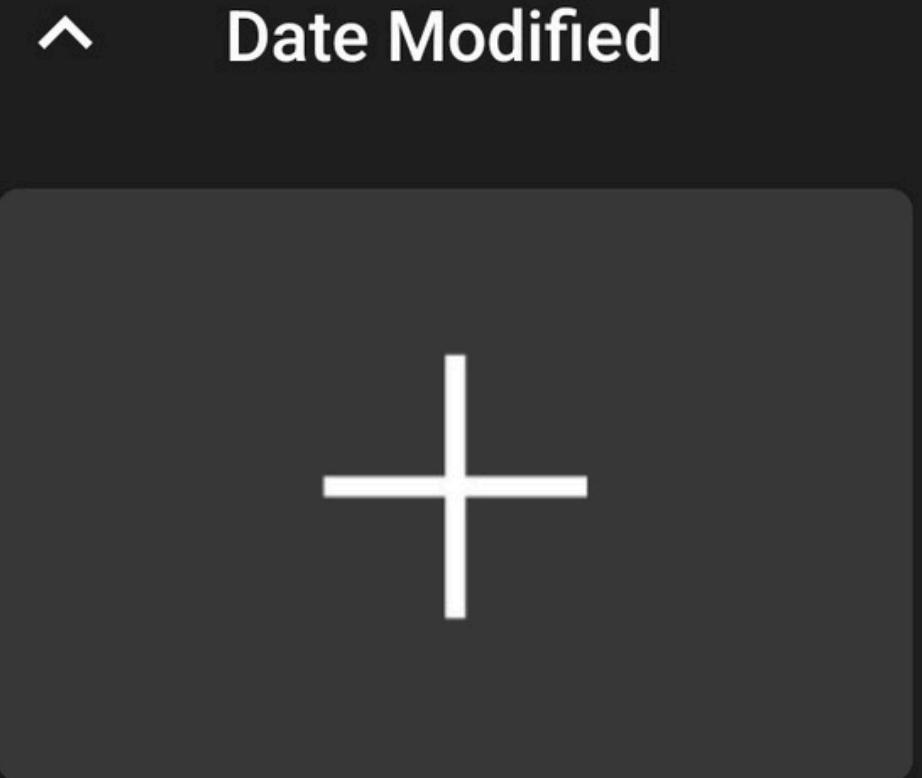




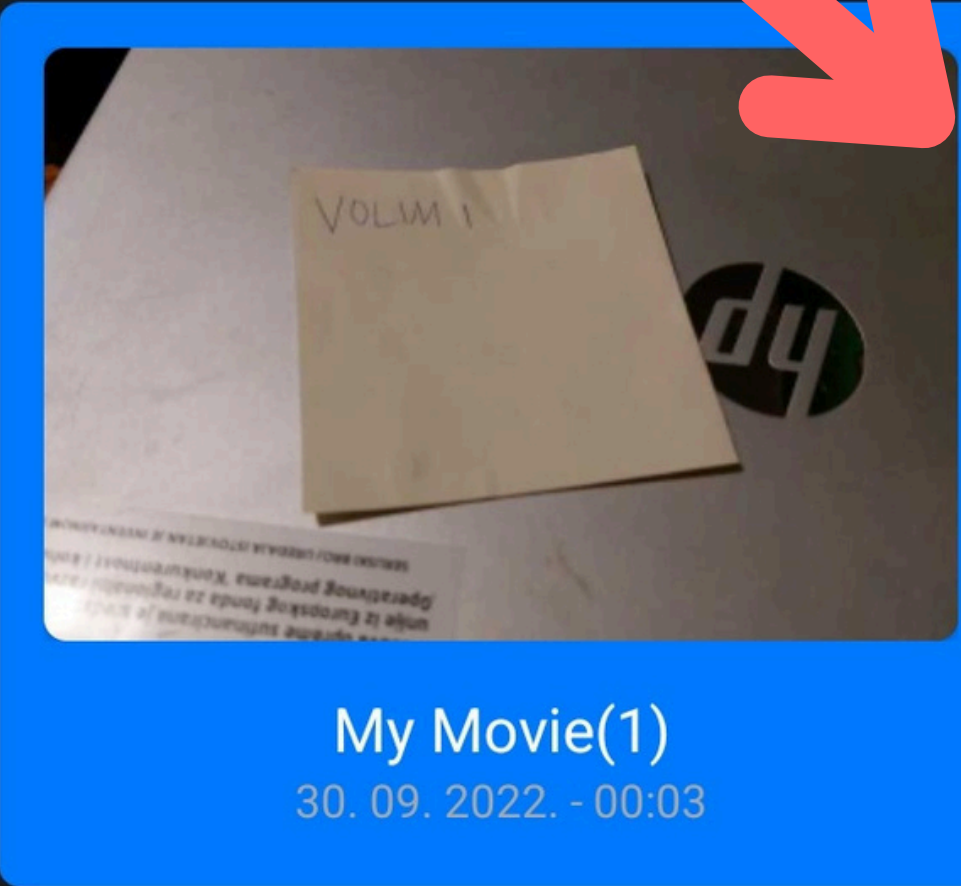


Home icon, Date Modified, New Movie, My Movie(1), 30. 09. 2022. - 00:03, Play, Save as, Share, Rename, Duplicate, Delete, ALL AUDIENCES, BY THE STOP MOTION STUDIO ASSOCIATION, THE FILM ADVERTISED HAS BEEN RATED, E, EVERYONE WILL LIKE THIS AWESOME MOVIE I MADE, EXCEPT GRUMPY PEOPLE

- Home icon
- Folder icon
- Lightbulb icon
- Crown icon
- Share icon
- Settings icon



New Movie



My Movie(1)
30. 09. 2022. - 00:03

- Play
- Save as
- Share
- Rename
- Duplicate
- Delete




PADLET

STOP

START

KEEP
GOING

A place to share your
films, ideas and
comments.
Watch your friends' work
and leave a kind word!



Takeaways

LIGHTS!

**Creative language
practice doesn't need
fancy tools.**

CAMERA!

**Students love making
content and explaining
to peers.**

LANGUAGE!

**One product →
many learning goals**

**Encourages collaboration
and authentic communication**



Thank you

Have a great day ahead!